



Getting Started with Check & Connect at the Middle School Level

Presented by:

Richelle Dumas, LCSW

Kathryn Szwed-Thompson, M. Ed.

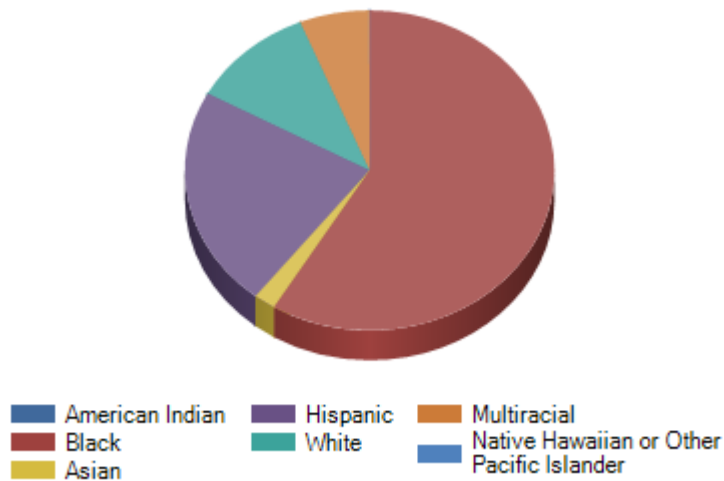
District Behavior Support Team

MSD Pike Township

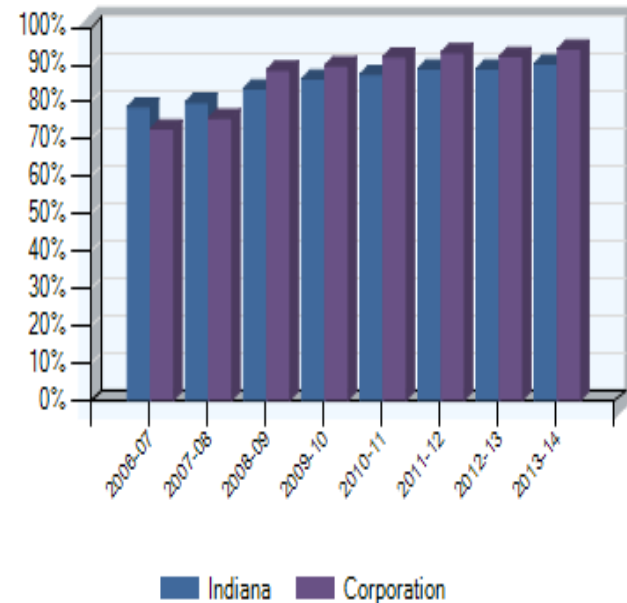
Indianapolis, Indiana

Metropolitan School District of Pike Township

Enrollment 2014-15 by Ethnicity



Four Year Cohort Graduation Rate Trend



If not us, then who?


- Small population of middle school students still struggling behaviorally
- RTI teams requesting additional behavior interventions
- This small population of students required a behavioral intervention that taught goal setting & problem solving



The District Coordinators




- Coordinated initial Check & Connect Training
- Provided administrators with information
- Scheduled follow-up meetings
- Reported progress of Check & Connect



Choosing Participants

- Assistant Principal
- Flexible, motivated individuals
- Teacher leaders
- RTI members





Training Outcomes


- Determined qualifying risk factors
- Identified implementation system, i.e.- RTI
- Planned for presenting to staff
- Universal district wide form



District Support for Returning Teams




- District coordinators met with the school administration to present plan created by school teams
- Offered additional training
- Reviewed steps for data collection



Implementation Checklist


	Action Items	Completion Date
1.	Meet with principal to discuss training	
2.	Determine site coordinator	
3.	Present information to staff	
4.	Identify mentoring participants	
5.	Staff development for the mentors	
6.	Determine process for data collection review	




Middle School 1



- ✓ Team: Assistant Principal, Guidance Counselor and Speech/Language Pathologist
- ✓ Risk Indicators: Office discipline referrals and number of tardies
- ✓ Action Plan: RTI discussed C&C, presented to all staff, identified on-site coordinator



Implementing the Plan

- ✓ Staff Development
 - ✓ Identified Teachers: 25 mentors/ 25 mentees
 - ✓ Parent Contact: Initial contact for permission
 - ✓ Data Collection: Weekly
- 


Middle School 2



- ✓ Team: Assistant Principal, Special Education Department Chair
- ✓ Risk Indicators: 10 or more absences, 10 discipline referrals, multiple Fs
- ✓ Action Plan: Utilize RTI team, developed staff presentation, identified on-site coordinator

Implementing the Plan

- ✓ Staff Development
- ✓ Identified mentors
- ✓ Program to begin late Fall




Middle School 3



- ✓ Team: Assistant Principal, Special Education Teacher, General Education Teacher
- ✓ Risk Indicators: None determined, utilize RTI team
- ✓ Action Plan: Informal presentation to RTI team, pilot the program with small number of students


Implementing the Plan

- ✓ Presented Check & Connect to Principal, completed follow up meeting with RTI Lead Administrator
- ✓ Identified mentors through RTI team
- ✓ Program to begin late Fall



What We Learned

- Administrative support
- Differentiate from other mentoring programs
- Data collection
- Transportation needs
- Strong site coordinator
- Time constraints



Data Collection

- Universal mentoring forms created
- Utilize information from existing student data base
- Simple
- Google DRIVE

